

Operation Manual



■ Outlet

MD-O-CM-O, A, V, T

MD-O -OH-O, A, V, T

MD-O -PB-O, A, V, T

Introduction

Important information - Safety precautions Important information

Be sure to read and understand this instruction manual. The operator shall be fully conversant with the requirements stated within this operation manual including important warnings, cautions and operation. Improper use may result in death / serious injury or cause damage to equipment, property or patients.

All information in this manual is only for ANEST IWATA Outlets.

ANEST IWATA Outlets will be handled in accordance with this manual when operated.

The Outlets must be checked periodically. If there are some parts that are broken, missing, worn, distorted or contaminated, please contact ANEST IWATA or their distributors.

ANEST IWATA Outlets should not be repaired or altered. All warranty on the Outlets will be void upon any such actions attempted by the customers.





Keep this manual in an appropriate place for immediate reference.

◆ Safety guidelines


- Safety guidelines in this manual describe the minimum necessary information. Be sure to follow national and local regulations on fire prevention, electricity and safety as well as your own corporate regulations.
- Items indicated by WARNING or CAUTION are very important for your safety.
- To help recognize this information, observe the following symbols.


Signs for WARNINGS and CAUTIONS

 WARNING	Indicates a potentially hazardous situation which, if not avoided, may result in serious injury or loss of life.
 CAUTION	Indicates a potentially hazardous situation which, if not avoided, may result in minor or moderate injury or property damage.



CAUTION

 <p>Unplugging</p>	<p>Risk of plug popping out, gas service suspension.</p> <p>Make sure that the Medical Gas Outlet is connected securely to the adapter plug of the secondary equipment (there should be a clicking sound). It may cause the adapter plug to pop out and / or the gas service to be suspended</p>
--	---

 <p>Damaged</p>	<p>Risk of plug popping out, gas service suspension.</p> <p>In case any damage or defect is found in any part of the connected equipment, do not use it. It may cause the adapter plug to pop out and / or the gas service to be suspended</p>
--	---

1. Descriptions and Operation

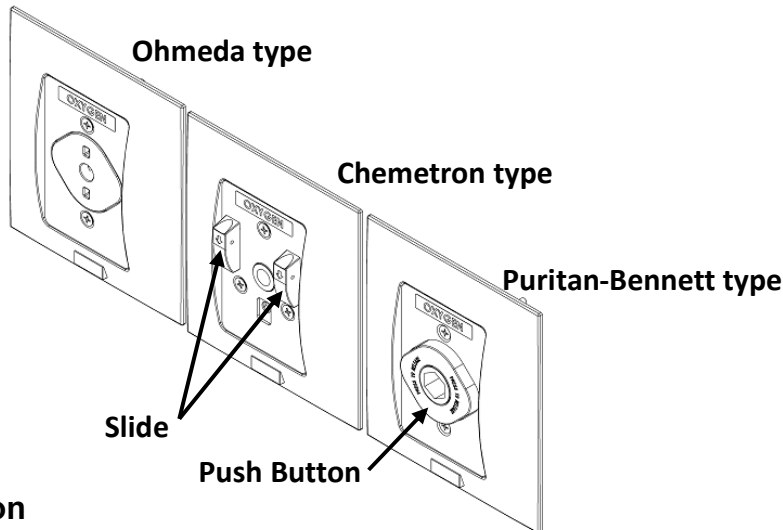
1-1. General description

ANEST IWATA Outlets comply with NFPA 99(2012) and are certified with ISO22196 “SIAA antibacterial coating” on the surface of the outlet.

1-2. Features

Working pressure 690kPa max

1-3. Name of components (example: Oxygen of each type)



2. Operation

2-1 Connecting adapter plug of the secondary equipment

Insert the adapter plug of the secondary equipment into the Medical Gas outlet.

⚠ CAUTION	
<p>Risk of plug popping out, gas service suspension. Make sure that the Medical Gas Outlet is connected securely to the adapter plug of the secondary equipment (there should be a clicking sound). It may cause the adapter plug to pop out and / or the gas service to be suspended</p>	 Unplugging
⚠ CAUTION	
<p>Risk of plug popping out, gas service suspension. In case any damage or defect is found in any part of the connected equipment, do not use it. It may cause the adapter plug to pop out and / or the gas service to be suspended</p>	 Damaged

2-2 Releasing the adapter plug of the secondary equipment

Ohmeda type

Turn the grip of the adapter plug of the secondary equipment.
 (Refer to the manual of the secondary equipment.)

Chemetron type

Pull down both sides of the “SLIDE” with your fingers. (Refer to 2-1)

Puritan-Bennett type

Press the “Push Button”. (Refer to 2-1)

3. Warranty

Please refer to the attached sheet.

ANEST IWATA SOUTHEAST ASIA CO., Ltd.
 91/1, 5Ath Floor, Chaiyo Building, Room 5A10
 Rama 9 Road Huaykwang, Huaykwang, Bangkok 10320, Thailand
 TEL +66-(0)-2643-2870 FAX +66-(0)-2643-2874
<http://www.anest-iwatasoutheastasia.com>

Anest Iwata Motherson Pvt. Ltd.
 B123-124, Sector 63, Noida 201301, Uttar Pradesh, India
 TEL +91-(0) 120-4600500 / 14 / 17 FAX+91-(0) 120-4600509
<http://www.aimcompressors.com/>

Instruction Manual No. T824-00
 Code No. MDOPB-0098